

PS2200W

PRESSURE SWITCH

RANGE

0.05 ~ 1.8 ...
9.8 psi

SWITCH

1 or 2
SPDT

MEDIA

**Liquid
&
Gas**

SPECIFICATION

MODEL	PS2200W
PROCESS CONNECTION	1/4", 1/2" PT, NPT, PF Male M20 x P1.5 Male
MATERIALS	Housing : Die cast aluminum alloy with paint Wetted parts : 316SS
PRESSURE ELEMENT	Welded type diaphragm
SWITCH FORM	Micro Switch, One SPDT Micro Switch, Two SPDT (one setting point) Gold Contact, One SPDT Gold Contact, Two SPDT (one setting point)
SWITCH DATA	15amps 125/250VAC, DC125V 0.4A, DC30V 3A 1A 125/250VAC (Gold Contact)
REPEATABILITY	±1% of full scale
CONDUIT CONNECTION	1/2"NPT Female, standard 3/4"NPT Female M20 x P1.5 Female
TEMPERATURE LIMIT	-30 ~ 205°C

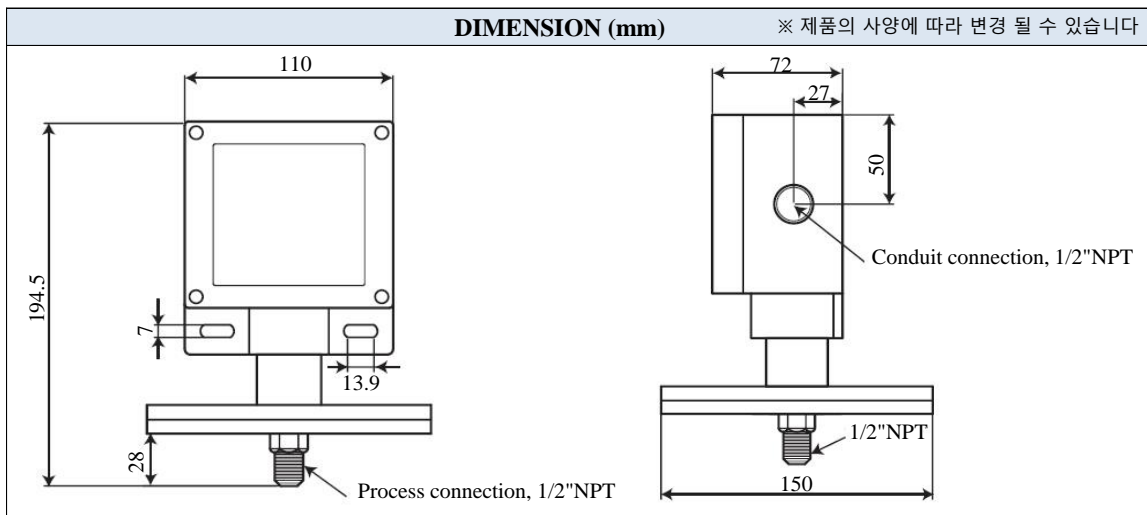


Approvals:

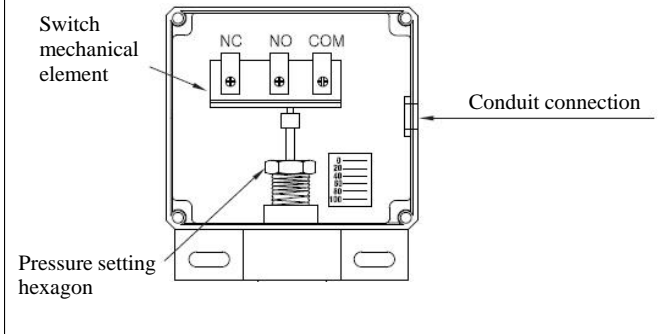


IP66

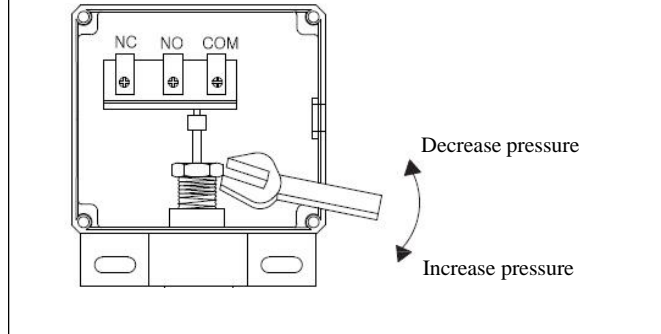
CODE	ADJUSTABLE RANGE	DEAD BAND	MAX. PRESSURE PROOF
04R	0.05 ~ 1.8 psig	0.015 ~ 0.3	500 psig
10R	0.4 ~ 2.8 psig	0.2 ~ 0.5	500 psig
20R	0.4 ~ 5.0 psig	0.3 ~ 0.6	500 psig
30R	1.6 ~ 9.8 psig	0.3 ~ 0.8	500 psig



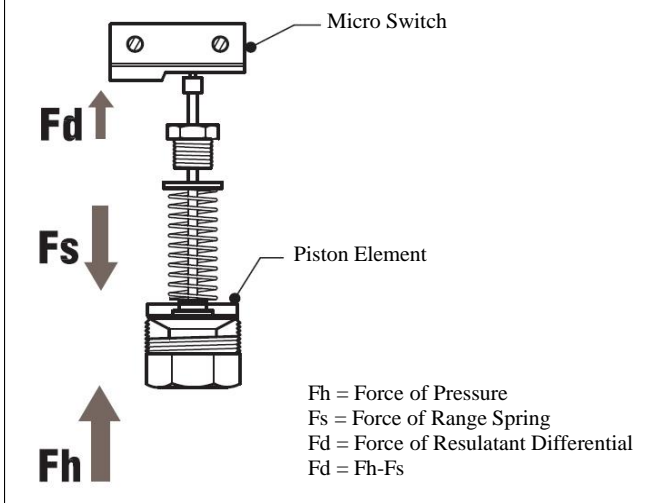
Construction Drawing



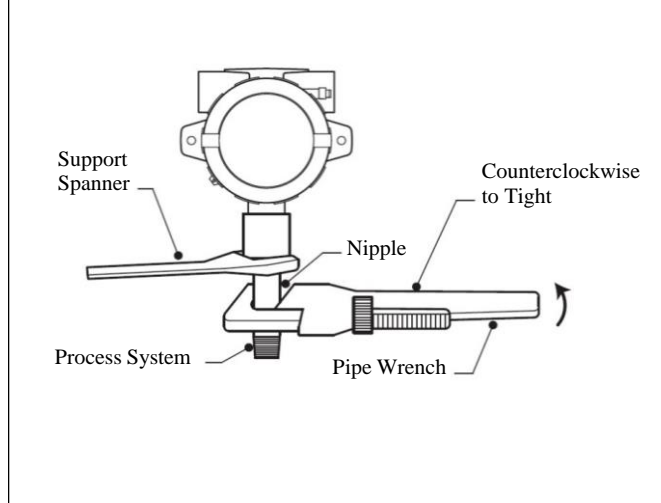
Range Setting Method



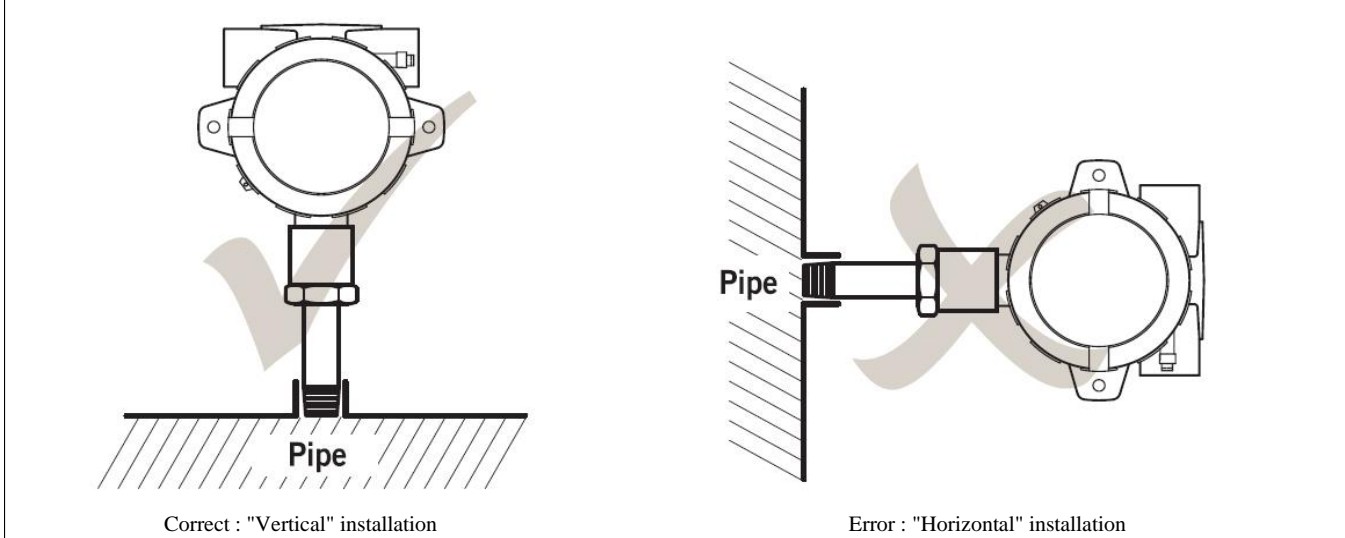
Principle



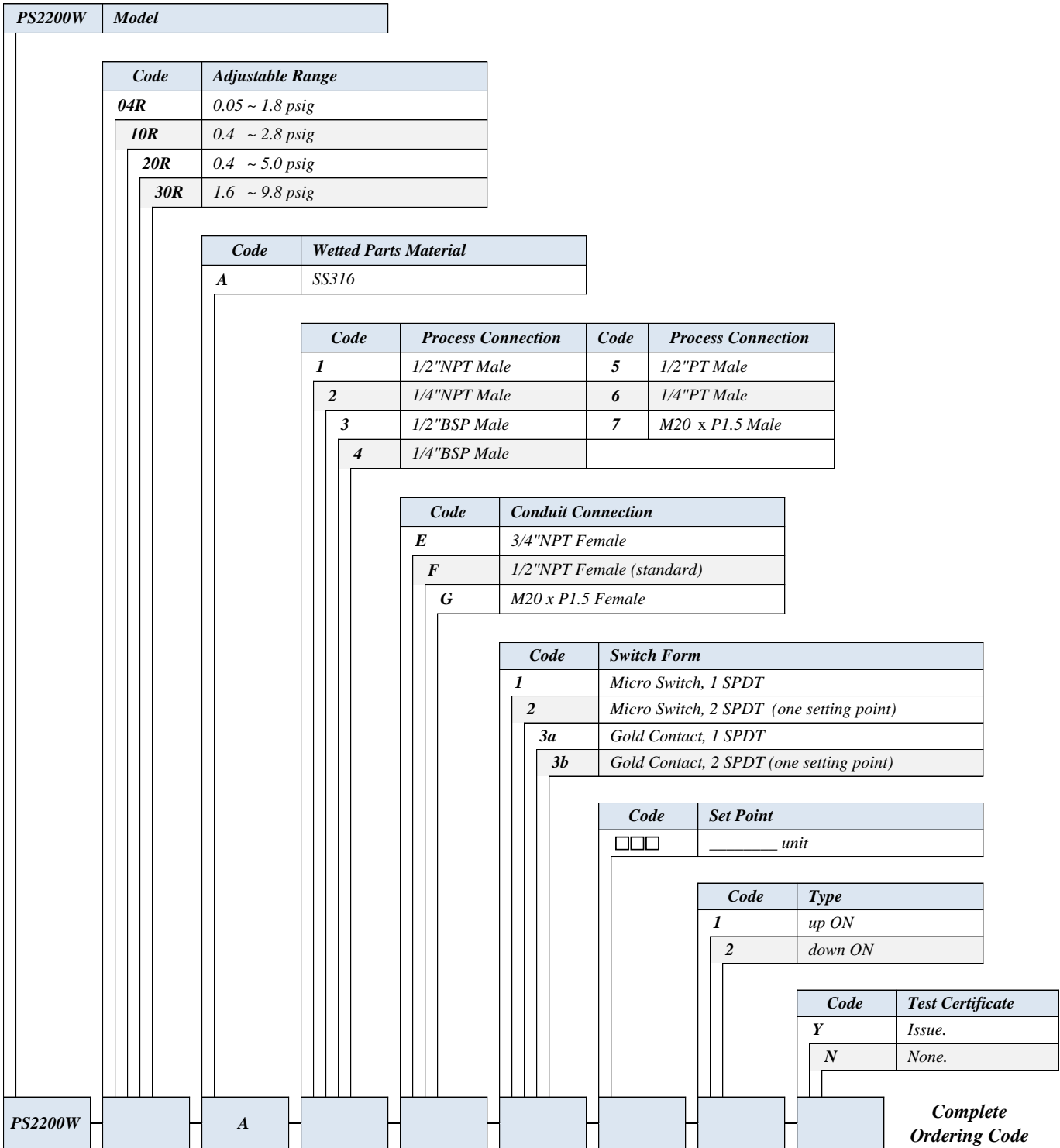
Process Installed Instruction



Process Installed Instruction



Ordering Information



| FLOW | | PRESSURE | | TEMPERATURE | | AC | | DC | | BATTERY | | OUTPUT | | CONTACT | | DISPLAY |